



Arboricultural
ASSOCIATION
Tree Care Supporter



Arboricultural
ASSOCIATION
trees.org.uk

YOUNG TREE AFTERCARE



**Planting a tree is just the beginning...
the hard part is making sure that it becomes
established in the landscape.**

It is good practice to put newly-planted trees on a **young tree
maintenance programme** for at least two or three years.

This can be achieved without huge investment,
just some time and attention.



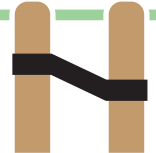
**Regular watering
is critical - refer to the
Arboricultural Association
watering guidance.**



**Visit each
newly-planted
tree at least
once a year.**



**Remove weeds
and grass from
the tree pit
by hand.**




**Check stakes, ties
and guards.
Do they need adjusting
or refastening?**



**Check the overall health
of the tree: is it OK,
or does it seem to
be struggling?**



**Check for broken,
damaged or crossing
branches and consider
formative pruning.**



**Keep mulch levels
topped up around
the tree.**



**Careless
grass strimming
kills young trees
- stay well away!**

After three years consider if the tree is ready to be taken off the young tree maintenance programme, or if it needs a bit longer. If it is ready then it is time to remove the stakes and ties.

Always consult an arboricultural professional if in any doubt about tree care.

For further information, including training and publications, please visit trees.org.uk.



www.treecare.org.uk | www.trees.org.uk
Tree Care Supporter | Arboricultural Association



Arboricultural
ASSOCIATION
Tree Care Supporter



Arboricultural
ASSOCIATION
trees.org.uk



YOUNG TREE AFTERCARE



**Planting a tree is just the beginning...
the hard part is making sure that it becomes
established in the landscape.**

It is good practice to put newly-planted trees on a **young tree maintenance programme** for at least two or three years.

This can be achieved without huge investment,
just some time and attention.



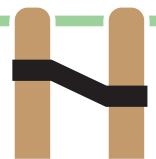
**Regular watering
is critical - refer to the
Arboricultural Association
watering guidance.**



**Visit each
newly-planted
tree at least
once a year.**



**Remove weeds
and grass from
the tree pit
by hand.**




**Check stakes, ties
and guards.
Do they need adjusting
or refastening?**



**Check the overall health
of the tree: is it OK,
or does it seem to
be struggling?**



**Check for broken,
damaged or crossing
branches and consider
formative pruning.**



**Keep mulch levels
topped up around
the tree.**



**Careless
grass strimming
kills young trees
- stay well away!**

After three years consider if the tree is ready to be taken off the young tree maintenance programme, or if it needs a bit longer. If it is ready then it is time to remove the stakes and ties.

Always consult an arboricultural professional if in any doubt about tree care.

For further information, including an introductory guide to young tree establishment, visit trees.org.uk.



www.treecare.org.uk | www.trees.org.uk
Tree Care Supporter | Arboricultural Association